EMANUAL - KTV+ SERIES - ENGLISH

READ ENTIRE MANUAL BEFORE OPERATION to ensure proper use and care of your new Lezyne LED light. Traffic laws mandating lighting vary from country to country. Inform yourself about lighting laws and regulations in the country of use. This light is not approved for use under StVZO regulations in Germany.

KTV DRIVE PRO 400+ FRONT

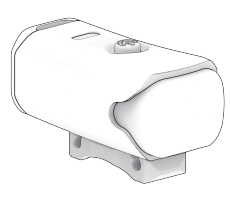

KTV DRIVE 300+ FRONT

KTV DRIVE PRO+ REAR
KTV+ DRIVE REAR

Warnings

- Do not look directly into LED beam or Shine LED beam into any eyes of another person. Doing so may cause injury.
- Device emits bright lights and flashes. Please consult your physician if you have epilepsy or are sensitive to bright or flashing lights.
- KEEP BATTERIES AND CHARGERS AWAY FROM CHILDREN. Close supervision is necessary to reduce the risk of injury. Lithium battery products are not toys and should only be used under the close supervision of an adult.
- Lezyne LED Lights have a water resistance rating of IPX7 water resistance rating under IEC standard 60529.
- Submerging the device in water is not recommended. If moisture enters light housing – air out until completely dry.
- DO NOT ATTEMPT TO REMOVE ELECTRONICS. Doing so will void warranty.
- Failure to follow these instructions could cause personal injury and / or physical damage to equipment or surroundings.
- Lezyne USA Inc. does not accept any liability for damages resulting from the use of this product in any circumstances.

Battery Warnings

WARNING! This product contains a Lithium-ion battery. If these warnings are not followed, batteries may experience a shortened life span, may present a risk of fire, chemical burn, electrolyte leak, damage to the device, and/or personal injury.

Never put batteries in the mouth or in any part of the body. Do not ingest, insert, swallow or lick any part of the battery. Seek immediate medical attention if any ingestion is suspected. Can lead to severe injury or death within 2 hours. Call local poison control center for treatment information.

- Do not short circuit terminals, over charge the battery or force discharge.
- Do not expose the battery to fire, explosion, or other hazards.
- Avoid exposing to humid conditions for extended periods of time.
- Avoid mechanical or electrical abuse – Do not use the battery if it has been dropped or physically damaged.
- Avoid storing batteries in enclosed or airtight spaces where heat can build up, as this can increase the risk of overheating.
- Risk of irritation occurs only if the cell is mechanically, thermally or electrically abused to the point of compressing the enclosure. If this occurs, irritation to the skin, eyes and respiratory tract may occur. Seek local medical attention if this is the case.

CAUTION! Only use Lezyne and/or authorized Lezyne compatible mounting systems with lithium devices. Using custom and/or incompatible mounting options could increase the risk of battery failure and injury.

WARNING! If the battery is damaged, do not charge it and do not store it inside your home or office. Damaged batteries should be stored safely outdoors or in a specialty battery container. Check government, state and local regulations for proper disposal instruction.

WARNING! If the battery is damaged and starts leaking, do not touch as the chemicals can cause irritation and burns to the skin. If there is contact with the eyes, immediately flush with water for at least 15 mintues (while shielding the unaffected eye) and immediately seek medical attention.

Run Times and Modes

KTV DRIVE PRO 400+ FRONT

	BLAST	ENDURO	ECONOMY	FEMTO	DAY FLASH	PULSE
	400 LUMENS	200 LUMENS	100 LUMENS	20 LUMENS	400 LUMENS	100 LUMENS
	3:45 h : min	7:00 h : min	13:00 h : min	80:00 h : min	100:00 h : min	17:00 h : min

KTV DRIVE PRO+ REAR

	BLAST	ECONOMY	FEMTO	DAY FLASH	FLASH	PULSE
	50 LUMENS	10 LUMENS	5 LUMENS	150 LUMENS	75 LUMENS	50 LUMENS
	2:00 h : min	9:30 h : min	35:00 h : min	24:00 h : min	20:00 h : min	5:30 h : min

KTV DRIVE 300+ FRONT

	BLAST	ENDURO	ECONOMY	FEMTO	DAY FLASH	PULSE
	150 LUMENS	70 LUMENS	15 LUMENS	15 LUMENS	300 LUMENS	30 LUMENS
	2:30 h : min	6:00 h : min	20:00 h : min	55:00 h : min	45:00 h : min	30:00 h : min

KTV+ DRIVE REAR

	BLAST	ECONOMY	FEMTO	DAY FLASH	FLASH	PULSE
	20 LUMENS	5 LUMENS	5 LUMENS	75 LUMENS	40 LUMENS	20 LUMENS
	3:30 h : min	10:30 h : min	30:00 h : min	25:00 h : min	17:00 h : min	8:30 h : min

Charging and Operation

- Always be present when charging your device and disconnect the charger when it becomes fully charged. Do not leave your battery plugged in or let it charge overnight. If the device or charger seem to get abnormally hot, immediately disconnect the battery from the charger.
- Always charge devices in a well ventilated room with a smoke detector.
- Only charge devices when they are dry and clean. When connecting the charger, also be sure connections are dry and clean. See "Device Care, Storage + Transportation" for more information on how to properly care for your device.
- Do not charge the device or battery if it is frozen or below 0 °C (32 °F).
- Do not cover the charger or device while charging, as this can cause overheating and increase the risk of fire.
- Always charge devices on stable, solid surfaces. Do not place the charger on a rug, carpet or furniture as it may cause fire.
- If the battery becomes excessively hot, emits an odor, or shows signs of damage, stop use immediately and contact Lezyne for a replacement battery.
- Charging Temperature range: from 0 °C to 45 °C (from 32°F to 113°F)
- Operating Temperature range: -10 °C to 45 °C (from 14°F to 113°F)
- Do not store the device or battery in direct sunlight or near a heat source. Battery life and battery health may be adversely affected by extreme temperatures over 60°C or 140°F.
- It is the customers responsibility to ensure the device is within the approved operating temperature range.
- Never leave the device unattended while it is powered on.
- DO NOT obstruct or cover the lense while it is in operation as this can cause overheating and increase the risk of fire.
- Always plug the charger directly into an electrical outlet and ensure the rated voltage capacity from the outlet matches the charger.
- Do not charge or store lithium battery products in reach of children.
- Inspect your device and charger before each use. Never use or charge a battery with external damage, such as a cracked or chipped enclosure, or if it leaks any battery fluid. The same applies to your charger, charger cord, and output cable.

Charging

KTV DRIVE PRO 400+ FRONT

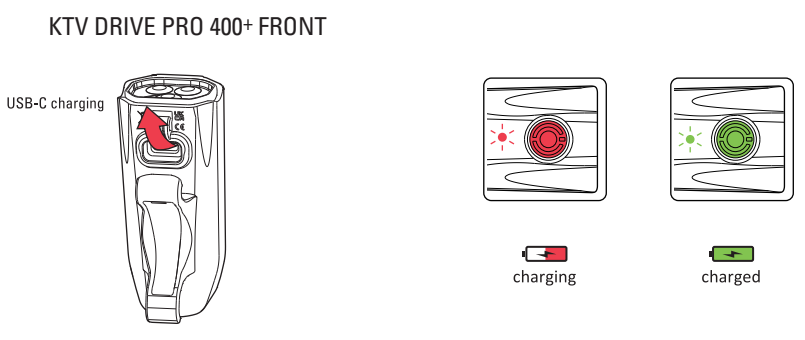

KTV DRIVE 300+ FRONT

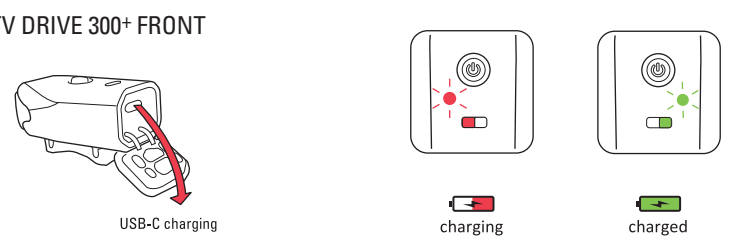

KTV DRIVE PRO+ REAR
KTV+ DRIVE REAR

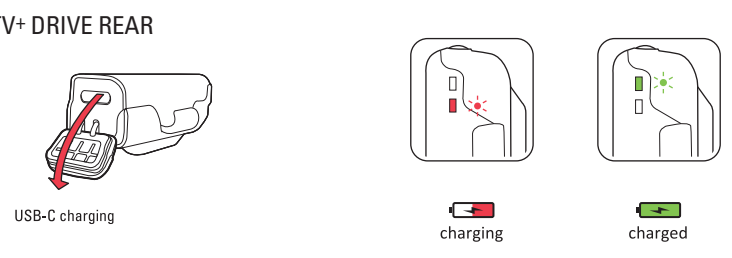

Battery Indicator

KTV DRIVE PRO 400+ FRONT

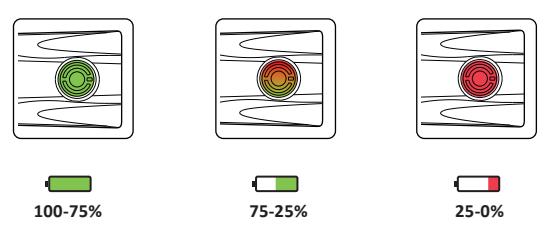

KTV DRIVE 300+ FRONT

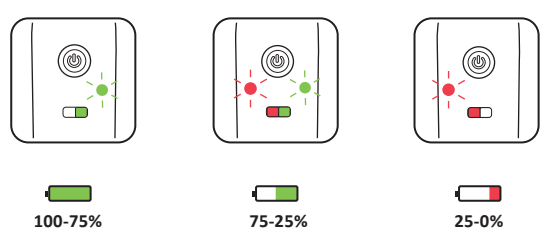

KTV DRIVE PRO+ REAR
KTV+ DRIVE REAR

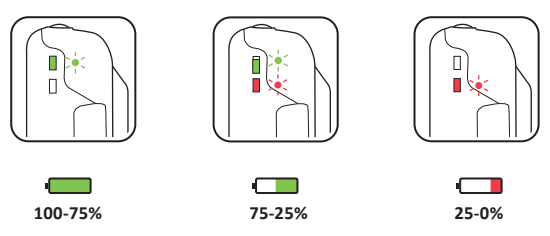

Operation

1. On/Off: hold button two (2) seconds.
2. Mode cycle: click button

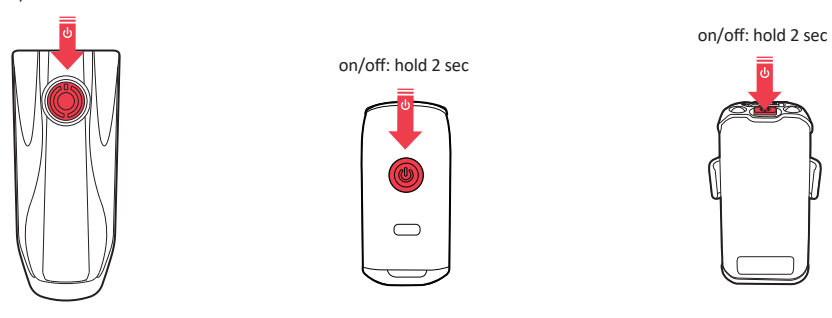

KTV DRIVE PRO 400+ FRONT | KTV DRIVE 300+ FRONT | KTV DRIVE PRO+ REAR KTV+ DRIVE REAR

Mounting

KTV DRIVE PRO 400+ FRONT

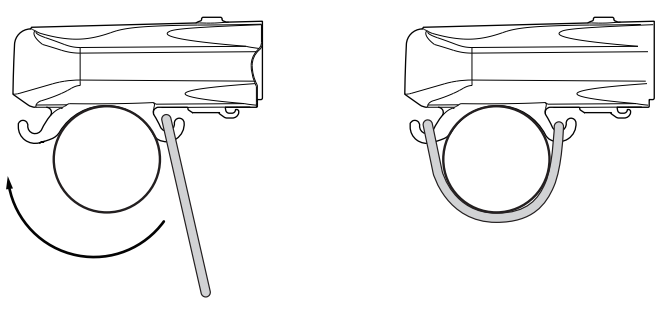

KTV DRIVE 300+ FRONT

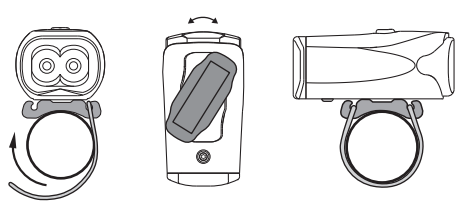

KTV DRIVE PRO+ REAR /
KTV+ DRIVE REAR

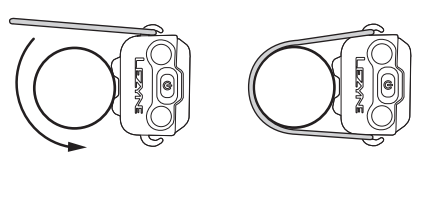

x1 *Big O-Ring*
52mm inner diameter / 3mm cross section.
Universal fit for larger sized seat posts.

x1 *Small O-Ring*
40mm inner diameter / 3mm cross section.
Universal fit for smaller sized seat posts.

Device Care, Storage and Transportation

WARNING: DO NOT store the device with a low battery for extended periods. Storing a battery in a low-charge state may cause the voltage to drop below the safety threshold, leading to irreversible internal physical damage. For long-term storage, maintain a charge level of approximately 50% and recharge every 3 months. Attempting to charge a damaged battery may result in overheating, fire, or explosion.

When storing the device and battery for an extended period of time, periodically charge the battery to be sure the battery does not completely discharge itself. If the battery becomes completed discharged, the battery may not recharge and cause the device to be inoperable. If this occurs, contact Lezyne for a replacement battery.

- Store device or battery in a cool, dry place with good ventilation.
- Clean with water and a soft cloth for best results.
- Do not use a rough cloth or any material that can scratch the optical lens. Scratching the optical lens can cause poor performance.
- Avoid the contact of chemical cleaners, solvents, sunscreen, insect repellents that can damage plastic/rubber components and/or the surfaces of the battery if exposed.
- Never use a high-pressure hose or air nozzle to clean the device.
- Do not leave the charger connected when the device is stored away. See "Charging and Operation" for how to properly charge your device.

WARNING! When shipping or transporting the battery over long distances, including air travel, the charge should be reduced to 30% or less in case it gets damaged during transit. Package it carefully. Do Not transport a damaged battery in an aeroplane.

Warranty

If the LED emitters fail or no longer function, discontinue use of the light. Refer to Warranty section for service options.

In U.S. Lezyne LED Lights carry a two (2) year warranty from the original purchase date to the original owner (proof of purchase required). Lezyne Batteries carry a six (6) month warranty from the original purchase date. Lezyne warranties cover any manufacturing defects in materials or workmanship. Issues not covered by warranty include normal wear & tear, improper installation, attempting to modify electronics, damage or failure due to accident, misuse, abuse and/or neglect.

For all warranty issues worldwide, please contact your original place of purchase.

For any warranty questions contact: warranty@lezyne.com

Recycling / End of Life

Batteries should never be discarded as ordinary household trash or be incinerated - batteries, chargers and electronic devices must be disposed in accordance with government, state and local regulations.

For disposal recommendation: observe local, state and federal law and regulations.

EUROPE: According to European Guideline 2012/19/EU and European Guideline 2006/66/EC, electronic devices/tools and batteries must be recycled separately and disposed of in an environmentally friendly manner.

CORPORATE HQ
Lezyne USA, Inc.
5470 Kietzke Lane, Suite 300
Reno, NV 89511

CALIFORNIA OFFICE
Lezyne USA, Inc.
645 Tank Farm Rd., Suite F,
San Luis Obispo, California
93401

TAIWAN BRANCH / MANUFACTURER
Lezyne USA, Inc. - Taiwan Branch
No.162, Shigu Lane
Guozhong Road, Dali District
Taichung City 412, Taiwan, ROC

EU SINGLE POINT OF CONTACT
Lezyne Europe GmbH
Rolandstrasse 4
14129 Berlin, Germany

For all inquiries, contact: support@lezyne.com